










FLOOR PLAN



12TH AVENUE SW

SPACE PLANNING GUIDE

									
FUNCTION SPACE	DIMENSIONS	SQUARE FOOTAGE	CLASSROOM	THEATRE	BANQUET ROUNDS	RECEPTION	CRESCENT ROUND	U-SHAPE	BOARDROOM
SUGGESTED ATTENDEE CAPACITY									
Spectrum Ballroom	n/a	9,598	n/a	760	650	1,000	488	n/a	n/a
Spectrum 1	23'x48'	1,045	24	60	50	90	40	20	18
Spectrum 2	23'x48'	1,104	26	80	50	80	40	20	18
Spectrum 3	23'x48'	1,104	26	80	50	80	40	20	18
Spectrum 1/2	46'x48'	2,149	52	140	100	160	80	30	24
Spectrum 2/3	46'x48'	2,208	52	140	100	160	80	30	24
Spectrum 1/2/3	69'x48'	3,253	n/a	300	160	240	120	45	30
Spectrum 4	53'x60'	3,025	n/a	250	160	200	120	42	30
Spectrum 5	51'x77'	3,320	n/a	250	160	200	120	30	30
Spectrum 4/5	51'x137'	6,345	n/a	500	320	400	240	42	60
Studio	21'x40'	840	21	35	32	35	24	57	18
Galleria	23'x53'	1,074	25	60	50	75	40	21	18
Oracle	19'x20'	380	n/a	n/a	n/a	n/a	n/a	n/a	10

Notes

1. Capacities are based on maximum seating configurations. Banquet rounds based on ten per table, crescent rounds based on eight per table
2. Classroom, u-shape, boardroom based on two per 6' table